

**gt**  
*Line*

TECHNICAL CASES



EN24



SINCE 1970  
  
AN ITALIAN  
COMPANY

[www.gtline.com](http://www.gtline.com)



GT Line established in Bologna in 1970, in a few years since its foundation has become the leader in Professional Technical Tool Case manufacturing as well as the company offering the widest range of products and construction technologies. More than 50 years of experience, UNI EN ISO 9001:2015 certified production processes and a brand new production plant, with latest robotized technologies and energy saving construction concepts, are the best guarantees for our range of professional tool cases, waterproof cases and soft tool bags and accessories that are designed and built in our factories with selected materials and attention to the environment. GT Line sells its products in more than 100 countries worldwide with its extensive line of Tool Cases and Tool Bags and a well-consolidated network of commercial partners, distributors and retailers that operates in the hardware & tools, electrical, and thermo-sanitary fields.





GT Line owes its success to the continuous investment in research, development and innovation representing, in GT Line's management vision, the viable way to successfully play a prominent role in the increasingly competitive global market. A well engineered sustainability plan, a good governance and a team of motivated and focused people complete the recipe for a prosperous future.



**gt**  
*Line*



Technical, industrial and professional tool cases, manufactured with different materials.

**EXPLORER**  
CASES



Virtually indestructible, durable, protective waterproof cases for extreme applications.

**WORK**  
by **gt** Line



Tool bags, tool backpacks, accessories, tool jackets ideal for PROS and DIYers.



To cope with new market needs due to the evolving demand of professionals in all fields, GT Line continuously expands its knowledge of materials and technologies. By applying the latest discoveries and maximizing the fundamental requirements of its technical cases, such as strength, lightness, functionality, aesthetics and attention to detail, we make products characterized by the elegance of our Made in Italy design. As a result of these efforts, GT Line now has more than 20 international patents and design models involving more than 100 products.



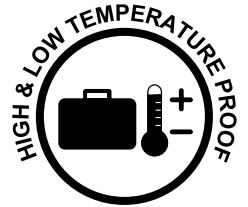


GT Line with its two factories in Europe and one in Asia looks to expand even more the market coverage with the product availability and local capacity of satisfying customer's requirements.



More than 25.000 square meters of state-of-the-art manufacturing facilities and logistic warehouses, ensure responsive and accurate service to our customers.





— Stronger telescopic handle

Modular tool chest with various adjustable drawers configurations. Injection molded body made by a special patented copolymer PP compound, able to withstand shocks, rough usage and harsh weather conditions.

A number of optional accessories such as lid tool pallets, pivoting wheels set, and extra drawers are available.

General features:

- Telescopic handle and four robust and silent self-oiling wheels
- Unique “stop-in-open-position” drawers system
- Removable tray in the upper compartment
- 2 side handles and central lock with key
- I.D. removable label and drawer labels for content identification
- IntelliRespond system with embedded RFID & NFC technologies
- Various padlockable points
- 2 jam free top lid latches and 2 front main door latches
- Removable upper top lid and removable front main door
- Lid with patented stacking system for AI1MOD modules




### A11 - drawers ready

- upper removable tray
- 2 x H30 mm. component boxes mod. WL01 (6 compart. each)
- 2 x H30 mm. component boxes mod. WL02 (13 compart. each)
- 1 x H30 mm. component box mod. WL04 (10 compart. each)



• silent self-oiling wheels



WL COMPONENT BOXES INCLUDED

AIDRAW: shock proof polypropylene drawers available in 3 different heights. Specifically designed to contain components and accessories, can be easily inserted into the toolchest. Available in 3 different configurations: completely empty (.E), with a bicolor pre-cubed foam (.F) or with bin boxes for small components and accessories (.B1).



AIDRAW3.E



AIDRAW6.F



AIDRAW9.B1



### AI1.KT02 - with empty drawers

- upper removable tray
- 1 x H30 mm. drawer empty
- 2 x H60 mm. drawers empty
- 1 x H95 mm. drawer provided with:
  - 2 x H30 mm. component boxes mod. WL01 (6 compart. each)
  - 2 x H30 mm. component boxes mod. WL02 (13 compart. each)
  - 1 x H30 mm. component box mod. WL04 (10 compart. each)



WL COMPONENT BOXES ARE INCLUDED ALSO IN AI1.KT01 MODEL (see below).

WL02

WL01

WL04


### AI1.KT01 - with filled drawers

- upper removable tray
- 1 x H30 mm. drawer provided with inner precubed foam with double color feature
- 1 x H60 mm. drawer provided with 23 adjustable spaces for components (4 pcs. of 3x5 bin boxes with dividers + 3 pcs. of 2x1)
- 1 x H60 mm. drawer provided with inner precubed foam H30 mm. with double color feature
- 1 x H95 mm. drawer provided with:
  - 2 x H30 mm. component boxes mod. WL01 (6 compart. each)
  - 2 x H30 mm. component boxes mod. WL02 (13 compart. each)
  - 1 x H30 mm. component box mod. WL04 (10 compart. each)



H60 mm. drawer with 23 adjustable spaces for components

### AIDRAW - 10 POSSIBLE CONFIGURATIONS



AIDRAW				
DESCR.	ART.	INT. CONFIG.	INT. DIM. (mm)	Q.TY
DRAWER	AIDRAW3.E	EMPTY	467x255xH30	1 pc
DRAWER	AIDRAW3.F	WITH FOAM	467x255xH30	1 pc
DRAWER	AIDRAW6.E	EMPTY	467x255xH60	1 pc
DRAWER	AIDRAW6.F	WITH FOAM	467x255xH60	1 pc
DRAWER	AIDRAW6.B1	BIN BOXES	467x255xH60	1 pc
DRAWER	AIDRAW9.E	EMPTY	467x255xH95	1 pc
DRAWER	AIDRAW9.F	WITH FOAM	467x255xH95	1 pc
DRAWER	AIDRAW9.B1	BIN BOXES	467x255xH95	1 pc



### AI1X.B - boxes ready

- upper removable tray
- 2 x H30 mm. component boxes mod. WL01 (6 compart. each)
- 2 x H30 mm. component boxes mod. WL02 (13 compart. each)
- 1 x H30 mm. component box mod. WL04 (10 compart. each)



WL COMPONENT BOXES ARE INCLUDED ALSO IN AI1X.B.LMT MODEL (p. 9).



### AI1X.B.2LR - with empty boxes

- upper removable tray
- 2 x H60 mm. high boxes empty
- 1 x H95 mm. high box empty, provided with:
  - 2 x H30 mm. component boxes mod. WL01 (6 compart. each)
  - 2 x H30 mm. component boxes mod. WL02 (13 compart. each)
  - 1 x H30 mm. component box mod. WL04 (10 compart. each)



WL COMPONENT BOXES INCLUDED

- front door can be opened up to 180°.





## A11X.B.LMT - with filled boxes


- upper removable tray
- 1 x H60 mm. box empty, provided with:
  - 2 x H30 mm. component boxes mod. WL01 (6 compart. each)
  - 2 x H30 mm. component boxes mod. WL02 (13 compart. each)
  - 1 x H30 mm. component box mod. WL04 (10 compart. each)
- 1 x H60 mm. box provided with inner precubed foam H30 mm. with double color feature
- 1 x H95 mm. box provided with 23 adjustable spaces for components (4 pcs. of 3x5 bin boxes with dividers + 3 pcs. of 2x1)



AIBOX: shock proof polypropylene organizer with transparent removable lid. Available in three heights and 3 internal configurations.



### AIBOX - 8 POSSIBLE CONFIGURATIONS




AIBOX				
DESCR.	ART.	INT. CONFIG.	INT. DIM. (mm)	Q.TY
ORGANIZER	AIBOX3.E	EMPTY	467x255xH30	1 pc
ORGANIZER	AIBOX3.F	WITH FOAM	467x255xH30	1 pc
ORGANIZER	AIBOX6.E	EMPTY	467x255xH60	1 pc
ORGANIZER	AIBOX6.F	WITH FOAM	467x255xH60	1 pc
ORGANIZER	AIBOX6.B1	BIN BOXES	467x255xH60	1 pc
ORGANIZER	AIBOX9.E	EMPTY	467x255xH95	1 pc
ORGANIZER	AIBOX9.F	WITH FOAM	467x255xH95	1 pc
ORGANIZER	AIBOX9.B1	BIN BOXES	467x255xH95	1 pc




## ACCESSORIES

AIPANEL PSS: Tool pallets available in 3 different heights (low, medium and high) can be placed inside the drawers.




AIPANEL PEL, PTS and PFR: lid tool pallets available in 3 different configurations: PEL with stitched elastics, PTS with pouches, PFR with elastic strips. All pallets are removable and easy to be fixed at the lid with special metal supports.



AIPANEL PEL



AIPANEL PTS




AIPANEL PFR



- tools stored on the back side of the lid pallet




- tools stored on the back side of the lid pallet




- tools stored on the front side of the lid pallet

AIPANEL IPAD: Lid tool pallet with pouch for IPAD and PSS tool storage.



IPAD and tools are stored on the back side of the lid pallet.

AIPANEL PLEXI: Transparent lid cover. Useful for foam inserts or instructions.



AIWHEELS: 4 pivoting wheels, 2 with brakes.



GET IT ON  
Google Play

Download on the  
App Store

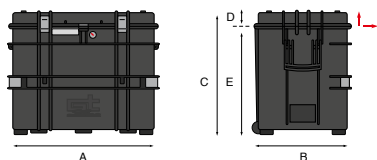
THIS PRODUCT CAN BE USED WITH OUR APP

INTELLIRESPOND

www.intellirespond.com

**EXTERNAL DIMENSIONS (mm)**

Model	A	B	C	
AI1	581	381	455	10,15
AI1.KT01	581	381	455	14,15
AI1.KT02	581	381	455	13,35
AI1X.B	581	381	455	10,15
AI1X.B.2LR	581	381	455	13,35
AI1X.B.LMT	581	381	455	13,35



**NEW**

## AI1MOD System

You can now complement your ALL IN ONE tool chest with additional storage capacity, with these two new additional modules: AI1MOD16 and AI1MOD31.

Derived from the same reliability and durability that has made the ALL IN ONE worldwide famous, each of these new modules can be used independently as reliable tool-boxes for extra hand tools, power tools and large spare parts, or can be stacked together with the traditional ALL IN ONE tool chest, thus creating a professional and roomy trolley system.

The Patented easy "Lock-Unlock" system allows each module to be quickly stacked and released from each other, by using the practical one trigger release.

An upgraded lid "AI1LID" is available to update your existing, previous generation ALL IN ONE tool-chest to the latest design that enables the stack-ability with these new practical modules.



**AI1MOD16**  
empty



**AI1MOD31**  
empty  
w/removable tray



### AI1MOD16 PEL

- 2 tool pallets with elastics



### AI1MOD16 PTS

- 2 tool pallets with FLEXI POUCHES™



- gas pressurized lid supports



### AI1MOD16 PSS

- 1 tool pallet with PSS™ system
- 1 tool pallet with FLEXI POUCHES™





### AI1LID

- The new retrofit-compatible stackable ALLID allows all previous versions of the AI1 toolbox to be connected with AI1MOD modules, providing everybody with the benefits of the new modules' functionality.

#### INTERNAL DIMENSIONS (mm)

Model	A	B	C	D	E	
AI1MOD16	516	296	160	50	110	3,5
AI1MOD31	516	296	310	60	250	5,5
AI1MOD16 PEL	516	296	160	50	110	5
AI1MOD16 PTS	516	296	160	50	110	5
AI1MOD16 PSS	516	296	160	50	110	5
AI1LID	516	296	50			1,3



## V-ROCK TURTLE

New vertical tool case, made entirely of HDPE resin, a real shield against accidental shocks. Special extra thick aluminium trim for tight closure. High capacity case with reinforced corners, ideal for air travelling engineers that carry both tools, spare parts and components. Resistant to airport handling.

General features:

- two ergonomic handles with rubber coated grip
- telescopic handle and new Ø 120 mm wheels provided with ball bearings
- large base area for tools, power tools, accessories and spare parts
- New gas pressurized lid supports



- TSA LOCK™ with safety release button



- Steel piano hinge, resistant and reliable



- New gas pressurized lid supports



- Large base area for tools, power tools, accessories and spare parts



- Ability to stack

## V-ROCK TURTLE PEL

- 1 document wallet
- 1 lid tool pallet with elastics on both sides and a practical large pocket with closing flap
- 1 bottom pallet with elastics on one side
- 2 metal TSA LOCK™ with keys
- 3 small component boxes



## V-ROCK TURTLE PTS

- 1 document wallet
- 1 lid tool pallet with pouches on both sides and a practical large pocket with closing flap
- 1 bottom pallet with pouches on one side
- 2 metal TSA LOCK™ with keys
- 3 small component boxes



- gas pressurized lid supports



## V-ROCK TURTLE PSS

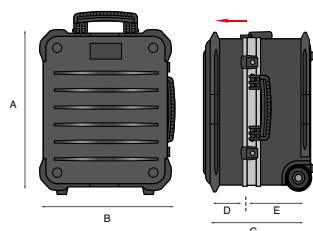
- 1 document wallet
- 1 lid tool pallet with with PSS™ system on one side
- 1 middle tool pallet with PSS™ system on both sides
- 1 bottom pallet with PSS™ system on one side
- 2 metal TSA LOCK™ with keys
- 3 small component boxes



- INTELLIRESPOND system



**THIS PRODUCT CAN BE USED WITH OUR APP**  
**INTELLIRESPOND**

[www.intellirespond.com](http://www.intellirespond.com)



### INTERNAL DIMENSIONS (mm)

Model	A	B	C	D	E	
V-ROCK TURTLE PEL	470	390	280/340	140	140/200	8,7
V-ROCK TURTLE PTS	470	390	280/340	140	140/200	9,0
V-ROCK TURTLE PSS	470	390	280/340	140	140/200	9,4



Indestructible horizontal tool case made entirely of HDPE resin, a real shield against accidental shocks. Special extra thick aluminium trim for tight closure. High capacity case with reinforced corners, ideal for air travelling engineers that carry both tools, spare parts and components. Resistant to the airport handling.

General features:

- ergonomic handle, rubber coated grip
- telescopic handle and large wheels provided with ball bearings
- large base area for tools, power tools, accessories and spare parts
- two metal lid safety support stays



- Steel piano hinge, resistant and reliable



- Large base area for tools, power tools, accessories and spare parts



- TSA LOCK™ with safety release button



- Ability to stack



## ROCK TURTLE PEL

- 1 document wallet
- 1 lid tool pallet with elastics on both sides and a practical large pocket with closing flap
- 1 bottom pallet with elastics on one side
- 2 metal TSA LOCK™ with keys
- 2 small component boxes





## ROCK TURTLE PTS

- 1 document wallet
- 1 lid tool pallet with pouches on both sides and a practical large pocket with closing flap
- 1 bottom pallet with pouches on one side
- 2 metal TSA LOCK™ with keys
- 2 small component boxes



## ROCK TURTLE PSS

- 1 document wallet
- 1 lid tool pallet with with PSS™ system on one side
- 1 middle tool pallet with PSS™ system on both sides
- 1 bottom pallet with PSS™ system on one side
- 2 metal TSA LOCK™ with keys
- 2 small component boxes

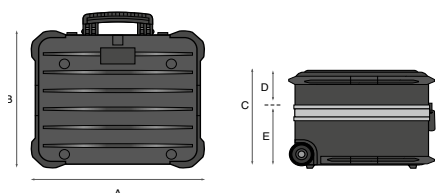


**THIS PRODUCT CAN BE USED WITH OUR APP**


**INTELLIRESPOND**




**www.intellirespond.com**



### INTERNAL DIMENSIONS (mm)

Model	A	B	C	D	E	
ROCK TURTLE PEL	470	390	290/320	110	180/210	8,7
ROCK TURTLE PTS	470	390	290/320	110	180/210	9,0
ROCK TURTLE PSS	470	390	290/320	110	180/210	9,4



The double wall construction technique and the body in shock-proof high density Polyethylene, with great resistance to high and low temperatures and to most of the corrosive chemical substances, grant to this case the highest level of reliability on the market.

Air transportation handling resistant.

The TSA LOCK™ allows the case to be checked at the airport by security officers.

General features:

- roto moulded polyethylene shell with incorporated feet
- 2 metal lid safety support stays
- wheels provided with ball bearings and telescopic handle
- bottom area with adjustable dividers
- ergonomic handle, rubber coated grip



- Double wall construction technique

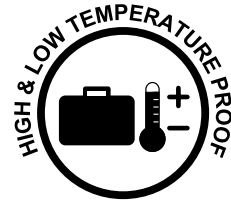


- Ability to stack



## NM WHEELS PEL

- document area
- 2 tool pallets with elastics
- 2 TSA LOCK™ with keys
- bottom area with adjustable dividers
- 2 small component boxes



## NM WHEELS PTS

- document area
- 2 tool pallets with FLEXI POUCHES™
- 2 TSA LOCK™ with keys
- bottom area with adjustable dividers
- 2 small component boxes



- TSA LOCK™

- Bottom area with adjustable dividers








**THIS PRODUCT CAN BE USED WITH OUR APP INTELLIRESPOND**

[www.intellirespond.com](http://www.intellirespond.com)



INTERNAL DIMENSIONS (mm)						
Model	A	B	C	D	E	F
NEW MEGA WHEELS PEL	453	345	185	75	110	7,5
NEW MEGA WHEELS PTS	453	345	185	75	110	8



The double wall construction and the body in shock-proof high density Polyethylene, with great resistance to high and low temperatures and to most of the corrosive chemical substances, grant to this product the highest levels of reliability on the market. General features:

- 2 metal lid support stays
- steel hinge riveted in various points
- ergonomic handle, rubber coated grip
- document wallet
- 2 TSA LOCK™ with keys
- 2 small component boxes



- Double wall construction technique



### BOMBER 170 PEL

- 2 tool pallets with elastic bands



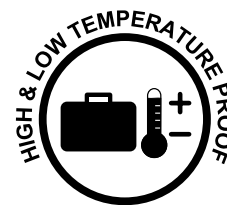


**THIS PRODUCT CAN BE USED WITH OUR APP INTELLIRESPOND**

[www.intellirespond.com](http://www.intellirespond.com)



INTERNAL DIMENSIONS (mm)						
Model	A	B	C	D	E	
BOMBER 170 PEL	422	327	185	75	110	5,0



Technologically advanced, injection moulded, high thickness Polypropylene tool case. This material makes the case extremely resistant against chemical corrosion, shock, high and low temperature.

The injection technique ensures constant material thickness, even in the corners. Large and thick aluminium trim, makes the case ideal for daily, heavy duty use.


The case can accommodate up to 3 tool pallets.

General features:

- 2 metal lid safety support stays
- 3 metal hinges for maximum strength
- ergonomic handle, rubber coated grip

### ATOMIK215 PEL

- 1 lid tool pallet with elastics on both sides
- 1 bottom tool pallet with elastics on one side
- bottom area with removable dividers



• Address label



• Metal locks with keys



• Bottom area with removable dividers



• Art. LOCKATOMIK: Available as accessory. Pair of fully retrofittable combilocks.

FRONT



BACK



Additional tool pallet (art. PAN ATOMIK) available as accessory upon request. Front with PSS system, back with elastics (only for PEL and PTS models).

Art. FOAM ATOMIK: Available as accessory. Removing the dividers, the bottom area can be equipped with pre cubed foam layers.



### ATOMIK215 PTS

- 1 lid tool pallet with FLEXI POUCHES™ on both sides
- 1 bottom tool pallet with FLEXI POUCHES™ on one side
- bottom area with removable dividers



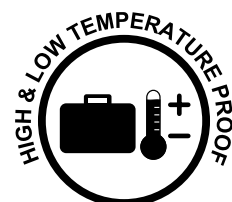
### ATOMIK215 PSS

- 1 lid tool pallet with PSS™ system on both sides
- 1 bottom tool pallet with PSS™ system on one side
- bottom area with removable dividers



#### INTERNAL DIMENSIONS (mm)

Model	A	B	C	D	E	
ATOMIK215 PEL	465	352	215	95	120	5,2
ATOMIK215 PTS	465	352	215	95	120	5,2
ATOMIK215 PSS	465	352	215	95	120	5,8



- telescopic handle

Technologically advanced, injection moulded, high thickness Polypropylene tool case on wheels, fitted so that the travelling position is with horizontal case.

The case can accommodate up to 3 tool pallets.


General features:

- 3 metal hinges for maximum strength
- ergonomic handle, rubber coated grip
- 2 metal lid safety support stays
- wheels on ball bearings



### ATOMIK WH PEL

- 1 lid tool pallet with elastics on both sides
- 1 bottom tool pallet with elastics on one side
- bottom area with removable dividers



• Address label



• Metal locks with keys



• Bottom area with removable dividers



• Art. LOCKATOMIK: Available as accessory. Pair of fully retrofittable combilocks.

FRONT



BACK



Additional tool pallet (art. PAN ATOMIK) available as accessory upon request. Front with PSS system, back with elastics (only for PEL and PTS models).

Art. FOAM ATOMIK: Available as accessory. Removing the dividers, the bottom area can be equipped with pre cubed foam layers.



### ATOMIK WH PTS

- 1 lid tool pallet with FLEXI POUCHES™ on both sides
- 1 bottom tool pallet with FLEXI POUCHES™ on one side
- bottom area with removable dividers



### ATOMIK WH PSS

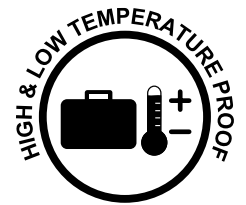
- 1 lid tool pallet with PSS™ system on both sides
- 1 bottom tool pallet with PSS™ system on one side
- bottom area with removable dividers



#### INTERNAL DIMENSIONS (mm)

Model	A	B	C	D	E	
ATOMIK WH PEL	465	352	215/255	95	120/160	6,4
ATOMIK WH PTS	465	352	215/255	95	120/160	6,4
ATOMIK WH PSS	465	352	215/255	95	120/160	7,0





Watertight and perfectly sealed thanks to the o-ring and to the purge valve, these cases grant absolute protection. Made of resistant lightweight resin, they are provided with strong latches and an ergonomic handle. They are ideal for use in the harshest environment, such as industrial, sanitary, aeronautical, military and nautical fields.

General features:

- waterproof and airtight
- interstackable
- corrosionproof, sandproof and dustproof
- shockproof and crushproof
- temperature rating -33°C/+90°C
- ergonomic handle, rubber coated grip
- new jam free latches with user-friendly opening mechanism



### GT 44-19 PTS

- document wallet
- 2 tool pallets with FLEXI POUCHES™
- bottom tray with high stability dividers
- 2 small component boxes



- Art. SHOULDERKIT.U Adjustable shoulder strap kit (optional).



- bottom tray with adjustable dividers



- New gas pressurized lid supports



- New pull release latch grants additional safety and avoids accidental opening

**NEW**



**GT 48-25 PEL**

- 2 tool pallets with elastics
- document wallet with pouches



- gas pressurized lid supports



**GT 48-25 PTS**

- 2 tool pallets with FLEXI POUCHES™
- document wallet with pouches



- bottom tray with adjustable dividers



**GT 48-25 PSS**

- 2 tool pallets with PSS™ system
- document wallet with pouches



- self-oiling free running wheels

**INTERNAL DIMENSIONS (mm)**

Model	A	B	C	D	E	⊞
GT 48-25 PEL	480	370	255	50	205	8,5
GT 48-25 PTS	480	370	255	50	205	8,6
GT 48-25 PSS	480	370	255	50	205	8,9



• Complies with major airlines' restrictions



**THE LIGHTEST WATER RESISTANT TOOL TROLLEY ON THE MARKET!**

• Lock/unlock telescopic handle



**GT 52-21 PEL**

- document wallet
- 2 tool pallets with elastics
- bottom tray with adjustable dividers
- pull release latches



• optional shipping label holder (Art. KIN.1224)

**GT 52-21 PTS**

- document wallet
- 2 tool pallets with FLEXI POUCHES™
- bottom tray with adjustable dividers
- pull release latches



• gas pressurized lid supports




**GT 52-21 PSS**

- document wallet
- 1 tool pallet with PSS™ system
- 1 tool pallet with FLEXI POUCHES™
- bottom tray with adjustable dividers
- pull release latches

**INTERNAL DIMENSIONS (mm)**

Model	A	B	C	D	E	h
GT 44-19 PTS	445	345	190	47	143	6,5
GT 52-21 PEL	520	285	205	55	150	6,8
GT 52-21 PTS	520	285	205	55	150	6,8
GT 52-21 PSS	520	285	205	55	150	7,0
GT 53-26 PEL	538	405	250	60	190	12,0





- Telescopic handle with quick & safe lock/unlock system



- gas pressurized lid supports



### GT 53-26 PEL

- 3 tool pallets with elastics
- document wallet with pouches
- self-oiling free running wheels



- bottom tray with adjustable dividers



>>  
These locks fit  
all the GT Waterproof cases




- TSA LOCK™ combi padlock, make the security inspection conveniently. (Art. EXPL TSA.DIGILOCK).



- Patented heavy duty padlock with keys. (Art. EXPL PADLOCK).



- Patented heavy duty padlock with combination. (Art. EXPL COMBILOCK).



Polypropylene case manufactured using injection molding technique. Compact size, high load capacity and lightweight. General features:

- document area in the lid
- soft grip rubber handle
- metal lid support stays
- 2 small component boxes



- latches with keys

**BOXER PEL**

- 2 tool pallets with elastics



- Vacuum formed bottom tray



**BOXER PTS**

- 2 tool pallets with pouches



**CYBER BOXER**

Polypropylene computer case. General features:

- latches with keys
- soft grip rubber handle
- organized document pouch
- rigid panel for notebook
- bottom area with pre-cubed foam
- adjustable shoulder strap



Injection moulded, high thickness Polypropylene tool case on wheels. This material is extremely resistant against chemical corrosion, shock, high and low temperature. When travelling, the case is in horizontal position. Compact size, high load capacity and lightweight. General features:

- new telescopic handle
- wheels on ball bearings
- soft grip rubber handle
- document area in the lid
- metal lid support stays
- bottom area with removable dividers
- 2 small component boxes
- new latches with keys



### BOXER WH PEL

- 2 tool pallets with elastics



- Bottom area with removable dividers



### BOXER WH PTS

- 2 tool pallets with pouches



#### INTERNAL DIMENSIONS (mm)

Model	A	B	C	D	E	
BOXER PEL	430	320	156	78	78	3,0
BOXER PTS	430	320	156	78	78	3,8
CYBER BOXER	430	320	156	78	78	3,0
BOXER WH PEL	430	320	156/190	80	76/110	4,8
BOXER WH PTS	430	320	156/190	80	76/110	4,8



Completely renewed design for the REVO21 family of cases. The two versions, with and without wheels, are made of Polypropylene material, through injection molding technique. This material guarantees excellent resistance to corrosive substances, shocks and high / low temperatures.

General features:

- 2 locks with key
- new, robust aluminium profile
- new ergonomic handle with rubber grip
- 3 rear hinges for maximum resistance



### REVO21 PEL

- 2 tool pallets with elastics



- Bottom area with removable dividers



### REVO21 PTS

- 2 tool pallets with pouches



### REVO21 WH PEL

- 2 tool pallets with elastics
- wheels on ball bearings
- telescopic handle

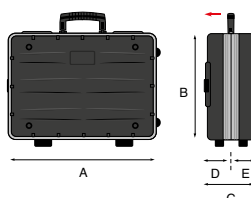


- Bottom area with removable dividers



### REVO21 WH PTS

- 2 tool pallets with pouches
- wheels on ball bearings
- telescopic handle



#### INTERNAL DIMENSIONS (mm)

Model	A	B	C	D	E	
REVO21 PEL	445	315	198	85	113	4,0
REVO21 PTS	445	315	198	85	113	4,1
REVO21 WH PEL	445	315	190/223	85	105/138	5,0
REVO21 WH PTS	445	315	190/223	85	105/138	5,1





GT top aluminium case with combi lock.

General features:

- cold moulded body realized from a 15/10 mm. thick aluminium sheet
- aluminium profile for a more reliable closing
- 2 chromed steel locks
- combination lock with 3 digits
- 3 metal hinges
- 4 metal feet
- chromed ABS handle with soft grip
- vacuum formed tray with 3 compartments
- metal lid support stays with safety spring pawl



### R7/TOP

- 2 tool pallets with elastics
- double document wallet
- 2 small component boxes



- vacuum formed tray with 3 compartments, one of which suitable for a drill.

- tool pallet with elastics on both sides



#### INTERNAL DIMENSIONS (mm)

Model	A	B	C	D	E	
R7/TOP	474	355	178	74	104	6,0



Traditional tool case, reliable thanks to the construction technique based on an unique aluminium cold bent body 15/10 mm. thick. Reinforcements in chromed iron.

General features:

- chromed ABS handle with soft rubber grip
- aluminium profile for a more reliable closing
- 2 metal chromed locks
- 3 metal chromed high thickness hinges
- shoulder belt

### ALC/170

- document wallet
- 2 tool pallets with elastics
- 2 small component boxes
- 2 metal lid support stays



- Vacuum formed bottom tray with fixed compartments



#### INTERNAL DIMENSIONS (mm)

Model	A	B	C	D	E	
ALC/170	435	335	185	85	100	5,9



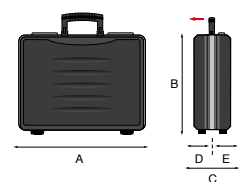
Strong aluminium deep drawn case with scratch resistant treated surface. Great resistance for daily use at the best quality/price ratio. Large and thick aluminium frame makes the case ideal for daily use.

General features:

- Ergonomic soft grip handle
- Two combi locks
- Two hinges with lid support and standing feet
- Document area
- Bottom tray with adjustable dividers

### METRO ALU PTS

- 2 tool pallets with pouches



#### INTERNAL DIMENSIONS (mm)

Model	A	B	C	D	E	
METRO ALU PTS	470	350	185	85	100	5,0



Injection moulded ABS walls with strong aluminum construction frame. Great resistance for daily use and the best quality & price ratio.

General features:

- Ergonomic soft grip handle
- Two metal locks with keys
- Two special safety hinges
- Document wallet with tool storage room
- Easy to clean internal surface
- Removable bottom dividers



- Removable bottom dividers




### FLASH 2 PEL

- 2 tool pallets with elastics



### FLASH 2 PTS

- 2 tool pallets with pouches



Tool trolley with injection moulded ABS walls and strong aluminum construction frame. Great resistance for daily use and the best quality & price ratio.

General features:

- Ergonomic soft grip handle
- Two metal locks with keys
- Two special safety hinges
- Document wallet with tool storage room
- Easy to clean internal surface
- Removable bottom dividers




## FLASH WH 2 PEL

- 2 tool pallets with elastics



### INTERNAL DIMENSIONS (mm)

Model	A	B	C	D	E	
FLASH 2 PEL	450	320	160	60	100	4,0
FLASH 2 PTS	450	320	160	60	100	4,0
FLASH WH 2 PEL	450	320	190/160	60	130/100	5,2



Lightweight high capacity injection moulded polypropylene box for tough, heavy duty use. Ideal for use where high loading capacity is needed like construction sites, maintenance, transport, outdoor, nautical equipment.

General features:

- moulded integral lifting points on both ends
- full length steel hinge pin to lid
- positive grab over latching catches
- lid reinforcements
- slide out clear ID-Nameplate holder
- use in high/low temp environments
- padlocking provision
- side handles for two men carriage
- large front handle for hand carrying



### MUB78

- empty
- side handle for use on wheels



Ability to stack



Art. KIT TRAY MUB:  
1 tray with divider



### MUB65

- empty



#### INTERNAL DIMENSIONS (mm)

Model	A	B	C	D	E	
MUB78	780	410	330	50	280	6,3
MUB65	653	340	312	65	247	4,5



## COMPONENT BOXES

- WL01
  - Shock-proof PP component box with 6 compartments.
- WL02
  - Shock-proof PP component box with 13 compartments.
- WL03
  - Shock-proof PP component box. Empty.
- WL04
  - Shock-proof PP component box with 10 compartments.
- WL05
  - Shock-proof PP component box. Empty.




EXTERNAL DIMENSIONS (mm)				
Model	A	B	C	
WL01 - WL02 - WL03	163	120	30	0,08
WL04 - WL05	245	130	30	0,15

## PEL PANELS




Elastic band with reinforced stitching fixed loops in different sizes for any kind of hand tool storage.

## PTS PANELS



FLEXI POUCHES™: patented tool fixing system with pouches made of resistant elastic material and reinforced stitchings.

## PSS PANELS



Tools are stored and held in place thanks to the pressure of rubber blades. No memory effect.

**SET-UP EXAMPLE**

- MP.0494  
MDF display  
dim. 53x36xH163 cm.



- MP.0493 Carton display  
dim. 61x61xH154 cm.



- MP.0275  
Personalized ballpoint pen

**L-BANNERS**



- MP.0379  
dim. 90x200 cm.



- MP.0331  
dim. 90x200 cm.



- MP.0348  
dim. 90x200 cm.



- MP.0477  
dim. 90x200 cm.



- MP.0453  
dim.90x200 cm.



- MP.0358  
dim. 90x200 cm.

Item	Internal Size mm			Weight Range	External Size mm			* Load Capacity	Material	PTS Pockets
	Length	Width	Height	KG	Length	Width	Height	KG	Shell	
ALL IN ONE	n/a	n/a	n/a	10,15/14,15	580	384	457	40	PP	
V-ROCK TURTLE	470	390	340	8,7/9,4	530	450	370	40	HDPE	✓
ROCK TURTLE	470	390	320	8,7/9,4	516	446	353	40	HDPE	✓
NEW MEGA WHEELS	453	345	185	7,5/8	554	447	252	35	HDPE	✓
BOMBER	422	327	185	5/5,5	479	403	213	30	HDPE	✓
ATOMIK215	465	352	215	5,2/5,8	485	406	221	25	PP	✓
ATOMIK WHEELS	465	352	255	6,4/7	485	406	257	25	PP	✓
GT 44-19	445	345	190	6,5	474	413	217	30	PP	✓
GT 48-25	480	370	255	8,5	520	440	276	35	PP	✓
GT 52-21	520	285	205	6,8/7	550	350	225	30	PP	✓
GT 53-26	538	405	250	12	625	477	295	35	PP	✓
BOXER	430	340	156	3/3,8	450	399	165	20	PP	✓
BOXER WHEELS	430	320	190	4,8	450	399	201	20	PP	✓
REVO21	445	315	198	4/4,1	466	378	212	20	PP	✓
REVO21 WH	445	315	223	5/5,1	466	378	240	20	PP	✓
R7	474	355	178	6/6,5	490	400	195	20	ALU	✓
ALC	435	335	185	5,9	464	375	185	20	ALU	
METRO ALU	470	350	185	5	485	400	205	20	ALU	✓
FLASH	450	320	160	3,7/4	470	360	167	20	ABS	✓
FLASH WH	450	320	190	5,2	470	360	167	20	ABS	✓
MUB78	780	410	330	6,3	807	467	347	50	PP	
MUB65	653	340	312	4,4	677	403	330	30	PP	

\* LOAD CAPACITY is an approximate figure of the case loading capacity with evenly distributed weight inside the product.



Versions		Airport Handling	Waterproof	Closure			Wheels	Page
PEL Elastics	PSS Rubber Blades			Key Locks	TSA Locks	Latches (padlockable)		
	AIPANEL (accessory)	✓				✓	✓	6/13
✓	✓	✓			✓		✓	14/15
✓	✓	✓			✓		✓	16/17
✓	✓	✓			✓		✓	18/19
✓	✓	✓			✓			20
✓	✓							21/22
✓	✓						✓	23/24
✓	✓	✓	✓			✓		25
✓	✓	✓	✓			✓	✓	26
✓	✓	✓	✓			✓	✓	27
✓		✓	✓			✓	✓	28
✓				✓				29
✓				✓			✓	30
✓				✓				31
✓				✓			✓	32
				KEY + COMBI				33
✓				✓				34
✓				COMBI				34
✓				✓				35
✓				✓			✓	36
						✓	✓	37
						✓		37





Heavy-duty tool bags made with tear resistant nylon 600D fabric, having the same shape and load capacity of the traditional leather bags.

General features:

- reinforced stitchings
- tear resistant Nylon 600D fabric
- bottom tray made of zinc plated steel
- water resistant TARPAULIN™ bottom
- adjustable padded shoulder belt
- handle with rubber grip
- refractive inserts for higher visibility

### BTP 01 R

- swing down front pallet with stitched sides to keep a 90° opening
- interior sides with stitched tool FLEXI POUCHES™



### BTP 02 R

- swing down pallets with stitched sides to keep a 90° opening
- interior sides with stitched tool FLEXI POUCHES™ and PSS™ system



### BTP 03 R


- swing down pallets with stitched sides to keep a 90° opening
- interior sides with stitched tool FLEXI POUCHES™ and PSS™ system



- swing down pallets on both sides (front and rear)



#### INTERNAL DIMENSIONS (mm)

Model	A	B	C	
BTP 01 R	370	155	250	2,9
BTP 02 R	415	180	270	4,4
BTP 03 R	470	215	350	5,6



Plumber tool bags made of Tarpaulin, strong, water-resistant material with reinforced stitchings.

General features:

- adjustable padded shoulder strap
- two closing buckles
- internal transparent pouch for small documents

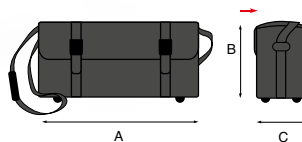
**BCF 134 R**



**BCF 135 R**



**BCF 136 R**



**INTERNAL DIMENSIONS (mm)**

Model	A	B	C	
BCF 134 R	410	200	180	1,2
BCF 135 R	450	200	180	1,3
BCF 136 R	520	200	180	1,5



### TOP 10 R

Multipurpose tool and laptop bag with rubber grip ergonomic handle and adjustable shoulder strap. Phone holder. Charge pocket included.

Dim.: 400x130x310 mm. - Weight 1,4 Kg.

\_\_\_\_\_ L    W    H \_\_\_\_\_

EAN Code: 8024482189192



### TOP PILOT R

Pilot multipurpose tool and laptop bag with adjustable shoulder strap. Vertical access storage. Can accommodate a 18" laptop.

Dim.: 470x160x330 mm. - Weight: 2,9 Kg.

\_\_\_\_\_ L    W    H \_\_\_\_\_

EAN Code: 8024482188898





### TOP 07 R

Tool backpack with internal and external pouches for tools, accessories and documents.

Dim.: 300x140x400 mm. - Weight 2,3 Kg.

L W H

EAN Code: 8024482188775



Slot for trolley handle



Injection molded rigid bottom



Extractable tool pallet



### TOP 07 XL R

Tool backpack with internal and external pouches for tools, accessories and documents. Padded notebook area (up to 17"). Extractable tool pallet with elastics and pouches on both sides.

Dim.: 370x200x500 mm. - Weight 2 Kg.

L W H

EAN Code: 8024482188768





Large wheels and easy extractable telescopic handle

## TOOL TROLLEY 01 R

Tool trolley/backpack designed for carrying both, tools and a 15" notebook.

2 frontal pouches for documents and accessories.

Dim.: 360x200x480 mm. - Weight: 4,25 Kg.

L W H

EAN Code: 8024482188744



Two internal double-sided reversible pallets, one with pouches for tools and one with a soft padded area for a 15" notebook.



Extractable rear straps transform the trolley into a practical backpack.



## MONOLITH LT35

Tool backpack designed for carrying both, tools, docs and a 15" notebook.

Front shell pocket and side pockets for tools and accessories.

Large internal volume with 43 tool compartments.

Internal removable, reversible panel. High depth rigid bottom tray.

Extra padded back for enhanced comfort. Wide structural top handle. Double access to main compartment (front and back).

Dim.: 430x270x570 mm. - Weight: 3,8 Kg.

L W H

EAN Code: 8024482191553



Slot for trolley handle



## BAG & CASE PTs R

Tool case with 2 extractable pallets with FLEXI POUCHES PLUS™ system. Bottom compartment with adjustable dividers. Zip with padlockable metal clip. Adjustable shoulder strap. Rubber corner reinforcements.

Dim.: 455x170x360 mm. - Weight: 4 Kg.

EAN Code: 8024482189512



## PSS COMPACT BAG R

Compact tool bag with two removable PSS™ tool pallets. Adjustable shoulder strap and large side pockets. Two small component boxes included (Art. WL 01 - WL 02).

Dim.: 230x110x320 mm. - Weight 1,5 Kg.

EAN Code: 8024482189529





### TOP 04 R

Tool bag with padded pouches and adjustable shoulder strap. Injection molded rigid bottom.

Dim.: 410x230x300 mm. - Weight: 1,3 Kg.

EAN Code: 8024482188904



### TOP 06 R

Tool bag with padded pouches and adjustable shoulder strap. Injection molded rigid bottom.

Dim.: 515x210x300 mm. - Weight: 1,55 Kg.

EAN Code: 8024482188911



### TOP 08 L R

Tool and document bag with internal removable paper-notebook-folder, tool pouches and external document pouch.

Dim.: 420x60x300 mm. - Weight: 1,3 Kg.

EAN Code: 8024482189208





## TOP BASKET M R

Tool basket with tool pouches and elastics. Adjustable shoulder strap and robust metal handle. Injection molded rigid bottom. Swing down front and rear walls to keep a 90° opening.


Dim.: 410x230x280 mm. - Weight 1,4 Kg.

L W H

EAN Code: 8024482188928



Injection molded rigid bottom



## TOP TOOL BELT R

Adjustable tool belt with stitched pouches.

Dim.: 500x230 mm. - Weight 0,3 Kg.

L H

EAN Code: 8024482188782

Belt: 1300 mm. (L max)



## TOP BUMBAG R

Tool bumbag. Ergonomic belt with padded side flaps. Spacious internal padded tool area with pouches.

Dim.: 320x140x180 mm. - Weight 0,6 Kg.

L W H

EAN Code: 8024482189239





**TOP BELT R with TOP DRILL R,  
TOP TAPE PLUS R and TOP NAIL R**




**TOP BELT R**

Adjustable padded belt for tool pouches. Ideal to be customized with different tool holders.

Dim.: min/max 920/1350 mm.-Weight 0,13 Kg.

EAN Code: 8024482189475



**TOP ELECTRA R**

Organized tool waist pouch. Fits to art. TOP BELT R.

Dim.: 280x70x300 mm. - Weight 0,25 Kg.  
L W H

EAN Code: 8024482188799



**TOP DRILL R**

Drill or screwer waist scabbard. Fits to art. TOP BELT R.

Dim.: 150x35x350 mm. - Weight 0,1 Kg.  
L W H

EAN Code: 8024482189468



**TOP TAPE PLUS R**

Tape and small tools waist holder. Fits to art. TOP BELT R.

Dim.: 120x50x210 mm. - Weight 0,15 Kg.  
L W H

EAN Code: 8024482189444



**TOP NAIL R**

Nail waist pouch with drawstring to prevent spillage of contents. Fits to art. TOP BELT R.

Dim.: 160x60x160 mm. - Weight 0,1 Kg.  
L W H

EAN Code: 8024482189819



## SOFT TROLLEY 01 R

Multifunction trolley/backpack for tools, laptop, accessories and documents. Extractable internal pallet. Adjustable shoulder straps.

Dim.: 310x190x480 mm. - Weight 2,5 Kg.

L W H

EAN Code: 8024482188867

Extractable pallet



## SOFT PILOT R

Pilot multipurpose tool and laptop bag with adjustable shoulder strap. Can accommodate a 15.6" laptop. Detachable front compartment convertible into a practical carrying tool bag.

Dim.: 420x205x360 mm. - Weight: 2,1 Kg.

L W H

EAN Code: 8024482188874



Detachable front compartment



Vertical access storage



## BAG 04 R

Tool bag with internal and external pouches.

Dim.: 320x210x240 mm. - Weight 0,5 Kg.

L W H

EAN Code: 8024482188942

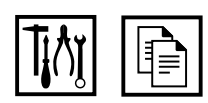




**BAG 05 R**

Tool and document bag with pouches.  
Adjustable shoulder strap.

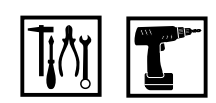
Dim.: 400x310x55 mm. - Weight 0,7 Kg.  
 \_\_\_\_\_ L    W    H \_\_\_\_\_  
 EAN Code: 8024482188966



**BAG 06 R**

Tool bag with internal and external pouches.  
Adjustable shoulder strap.

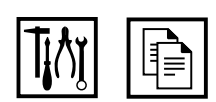
Dim.: 510x200x270 mm. - Weight 1,2 Kg.  
 \_\_\_\_\_ L    W    H \_\_\_\_\_  
 EAN Code: 8024482188959




**BAG 07 R**

Tool bag with internal and external pouches.  
Document area. Foldable internal tool panel.

Dim.: 310x120x390 mm. - Weight 0,8 Kg.  
 \_\_\_\_\_ L    W    H \_\_\_\_\_  
 EAN Code: 8024482188881





### TOP TOOL ROLL R

Tool roll with stitched pouches and elastic strips for tools.

Dim.: 605x540 mm. (open) - Weight 0,4 Kg.  
 \_\_\_\_\_ L H \_\_\_\_\_

Dim.: 350x180x50 mm. (closed)  
 \_\_\_\_\_ L W H \_\_\_\_\_

EAN Code: 8024482189406



### TOOL ROLL 12T R

Tool roll with 12 pouches.  
 Closure with buckle.

Dim.: (open): 500x320 mm. - Weight 0,35 Kg.  
 \_\_\_\_\_ L H \_\_\_\_\_

EAN Code: 8024482189437



### TOOL ROLL 15T R

Tool roll with 15 pouches.  
 Closure with buckle.

Dim.: (open): 680x320 mm. - Weight 0,4 Kg.  
 \_\_\_\_\_ L H \_\_\_\_\_

EAN Code: 8024482189420



### TOOL ROLL 20T R

Tool roll with 20 pouches.  
 Closure with buckle.

Dim.: (open): 790x320 mm. - Weight 0,5 Kg.  
 \_\_\_\_\_ L H \_\_\_\_\_

EAN Code: 8024482189413

# EXPLORER CASES





**1908** Int. Dim. 190x125x85 mm. 7 1/2 x 4 15/16 x 3 3/8 in  
**1913** Int. Dim. 190x125x135 mm. 7 1/2 x 4 15/16 x 5 5/16 in  
**2209** Int. Dim. 220x160x95 mm. 8 11/16 x 6 5/16 x 3 3/4 in  
**2214** Int. Dim. 220x160x145 mm. 8 11/16 x 6 5/16 x 5 11/16 in  
**2712** Int. Dim. 276x200x120 mm. 10 7/8 x 7 7/8 x 4 3/4 in  
**2712HL H1SERIES** Int. Dim. 276x200x120 mm. 10 7/8 x 7 7/8 x 4 3/4 in  
**2717** Int. Dim. 276x200x170 mm. 10 7/8 x 7 7/8 x 6 11/16 in



**3818** Int. Dim. 380x270x180 mm. 14 15/16 x 10 5/8 x 7 1/16 in  
**3818HL H1SERIES** Int. Dim. 380x270x180 mm. 14 15/16 x 10 5/8 x 7 1/16 in  
**3823HL H1SERIES** Int. Dim. 380x270x230 mm. 14 15/16 x 10 5/8 x 9 1/16 in  
**4209HL H1SERIES** Int. Dim. 420x300x95 mm. 16 9/16 x 11 13/16 x 3 3/4 in  
**4216HL H1SERIES** Int. Dim. 420x300x160 mm. 16 9/16 x 11 13/16 x 6 5/16 in  
**4412** Int. Dim. 445x345x125 mm. 17 1/2 x 13 9/16 x 4 15/16 in



**5117** Int. Dim. 517x277x173 mm. 20 3/8 x 10 7/8 x 6 13/16 in  
**5122** Int. Dim. 517x277x217 mm. 20 3/8 x 10 7/8 x 8 9/16 in  
**5140** Int. Dim. 581x381x455 mm. 22 7/8 x 15 x 17 15/16 in  
**5218HL H1SERIES** Int. Dim. 520x285x180 mm. 20 1/2 x 11 1/4 x 7 1/16 in  
**5221HL H1SERIES** Int. Dim. 520x285x205 mm. 20 1/2 x 11 1/4 x 8 1/16 in



**7626HL H1SERIES** Int. Dim. 763x399x260 mm. 30 1/16 x 15 11/16 x 10 1/4 in  
**7630** Int. Dim. 765x485x305 mm. 30 1/8 x 19 1/8 x 12 in  
**7635HL H1SERIES** Int. Dim. 763x399x350 mm. 30 1/16 x 15 11/16 x 13 3/4 in  
**7641** Int. Dim. 765x485x415 mm. 30 1/8 x 19 1/8 x 16 5/16 in



**9433** Int. Dim. 936x350x330 mm. 36 7/8 x 13 3/4 x 13 in  
**11413** Int. Dim. 1136x350x135 mm. 44 3/4 x 13 3/4 x 5 5/16 in  
**13513** Int. Dim. 1350x350x135 mm. 53 1/8 x 13 3/4 x 5 5/16 in  
**13527** Int. Dim. 1350x350x272 mm. 53 1/8 x 13 3/4 x 10 11/16 in





**2717HL** **HL**SERIES  
 Int. Dim. 276x200x170 mm.  
 10 7/8 x 7 7/8 x 6 11/16 in



**3005** **HL**SERIES  
 Int. Dim. 300x210x58 mm.  
 11 13/16 x 8 1/4 x 2 5/16 in



**3317**  
 Int. Dim. 330x234x170 mm.  
 13 x 9 3/16 x 6 11/16 in



**3317HL** **HL**SERIES  
 Int. Dim. 330x234x170 mm.  
 13 x 9 3/16 x 6 11/16 in



**3317W**  
 Int. Dim. 330x350x170 mm.  
 13 x 13 3/4 x 6 11/16 in



**3815HL** **HL**SERIES  
 Int. Dim. 380x270x155 mm.  
 14 15/16 x 10 5/8 x 6 1/8 in



**4412HL** **HL**SERIES  
 Int. Dim. 445x345x125 mm.  
 17 1/2 x 13 9/16 x 4 15/16 in



**4419**  
 Int. Dim. 445x345x190 mm.  
 17 1/2 x 13 9/16 x 7 1/2 in



**4419HL** **HL**SERIES  
 Int. Dim. 445x345x190 mm.  
 17 1/2 x 13 9/16 x 7 1/2 in



**4820**  
 Int. Dim. 480x370x205 mm.  
 18 7/8 x 14 9/16 x 8 1/16 in



**4820HL** **HL**SERIES  
 Int. Dim. 480x370x205 mm.  
 18 7/8 x 14 9/16 x 8 1/16 in



**4825HL** **HL**SERIES  
 Int. Dim. 480x370x255 mm.  
 18 7/8 x 14 9/16 x 10 1/16 in



**5325**  
 Int. Dim. 538x405x250 mm.  
 21 3/16 x 15 15/16 x 9 13/16 in




**5326**  
 Int. Dim. 538x405x250 mm.  
 21 3/16 x 15 15/16 x 9 13/16 in



**5822**  
 Int. Dim. 580x440x220 mm.  
 22 13/16 x 17 5/16 x 8 11/16 in



**5823**  
 Int. Dim. 580x440x220 mm.  
 22 13/16 x 17 5/16 x 8 11/16 in



**5833**  
 Int. Dim. 580x440x330 mm.  
 22 13/16 x 17 5/16 x 13 in



**7726** **HL**SERIES  
 Int. Dim. 770x580x265 mm.  
 30 5/16 x 22 13/16 x 10 7/16 in



**7745** **HL**SERIES  
 Int. Dim. 770x580x450 mm.  
 30 5/16 x 22 13/16 x 17 11/16 in



**7814HL** **HL**SERIES  
 Int. Dim. 780x350x145 mm.  
 30 11/16 x 13 3/4 x 5 11/16 in



**9413**  
 Int. Dim. 936x350x135 mm.  
 36 7/8 x 13 3/4 x 5 5/16 in



**15416**  
 Int. Dim. 1540x377x160 mm.  
 60 5/8 x 14 13/16 x 6 5/16 in



**10826**  
 Int. Dim. 1080x620x260 mm.  
 42 1/2 x 24 7/16 x 10 1/4 in

**10840**  
 Int. Dim. 1080x620x400 mm.  
 42 1/2 x 24 7/16 x 15 3/4 in



# New INTELLIRESPOND System

Smart Case System with embedded RFID NFC technology







[www.intellirespond.com](http://www.intellirespond.com)



*Expand your case functions to a new web connected dimension!*

IntelliRespond is a smart way to manage your cases and bags, the heart of the system is the “IntelliRespond App” Available for IOS and Android devices, this app handles a variety of useful features:

-  **MY PRODUCT**  
Access all information about your cases (Model, Technical specs, Warranty etc.)
-  **KIT MANAGER**  
Case Content Management (Store, check and see the content of your case without opening)
-  **MY SERVICE**  
Online assistance for any kind of inquiry concerning the product (Maintenance, Spare Parts, Tech Support etc.)
-  **NOTIFICATIONS**  
Receive any Product & Marketing update from GT LINE and keep track of your case activity list



*From now on everything will be as easy as tapping your phone!*





**GT Line srl** - Via del Lavoro, 9  
Loc. Crespellano  
40053 Valsamoggia (Bo) - Italy  
Tel. +39 051 65041 - Fax +39 051 734925  
sales@gtline.com  
**www.gtline.com**

follow us:  



REG. N. 1594-A  
UNI EN ISO 9001:2015

The information contained in this booklet are indicative only. GT reserves the right at all times to incorporate modifications in the models described, in accordance with technical or commercial requirements. GT cases are supplied without tools. Any trademark or logo are property of the respective owners.